



Summary Report: Help Wanted OnLine Job Ads All Occupations

Stephenson County

January 2019

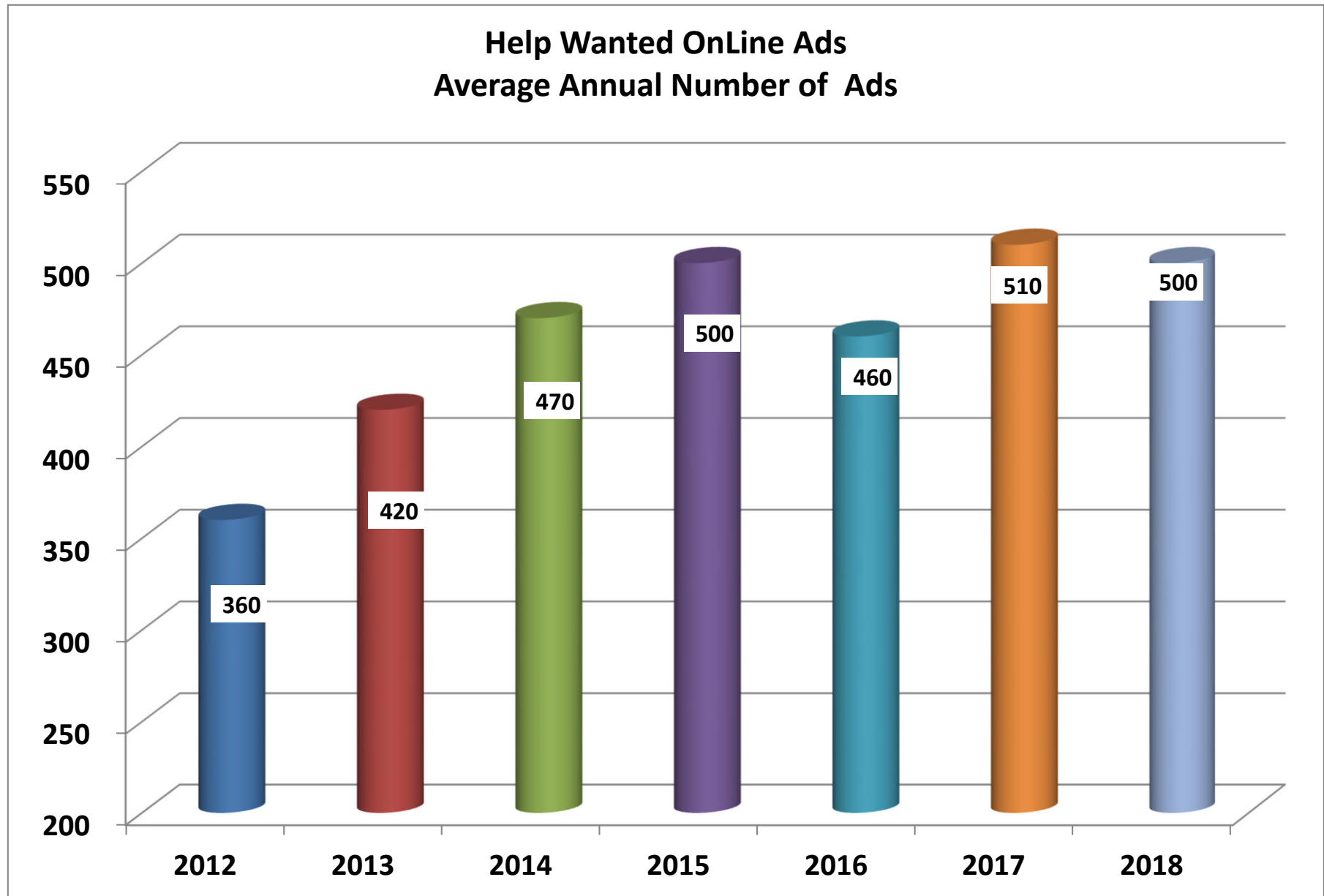
Economic Information and Analysis
Illinois Department of Employment Security

The Conference Board Help Wanted OnLine ®



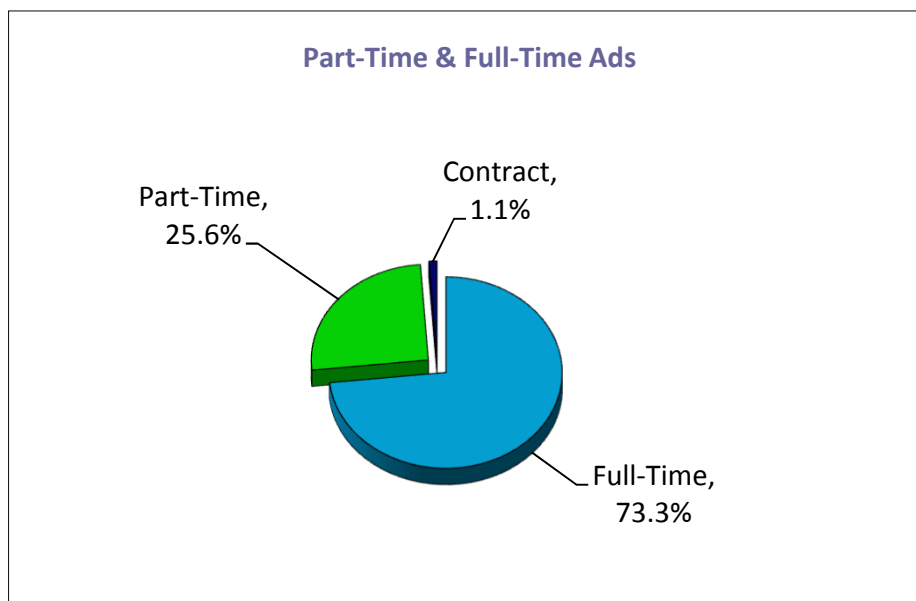
[Hiring Demand Dashboard App](#)





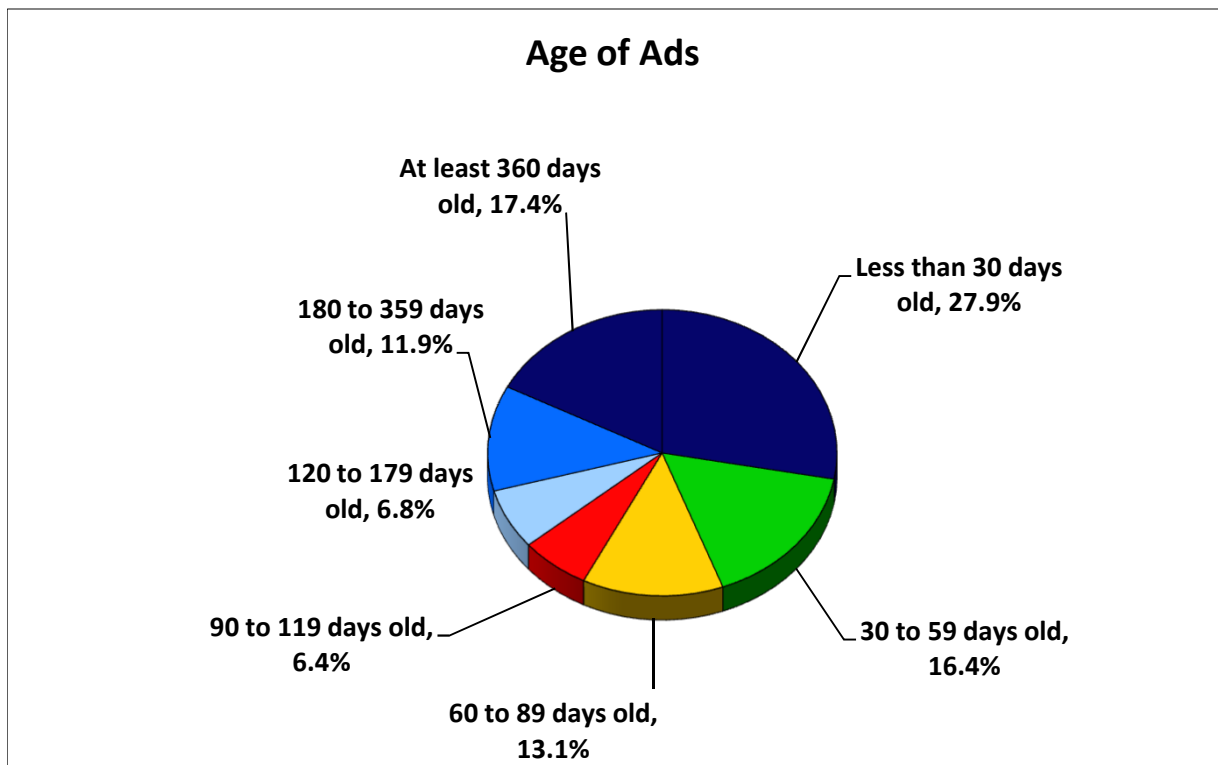
Job Type Distribution
January 2019

Job Type	Volume	Percent
Full-Time	472	73.3%
Part-Time	165	25.6%
Contract	7	1.1%
Total	644	100.0%



**Age Distribution
January 2019**

Age	Volume	Percent of Total
Less than 30 days old	143	27.9%
30 to 59 days old	84	16.4%
60 to 89 days old	67	13.1%
90 to 119 days old	33	6.4%
120 to 179 days old	35	6.8%
180 to 359 days old	61	11.9%
At least 360 days old	89	17.4%
Total (7)	512	100%



**Top Employers
January 2019**

Advertiser	Volume
Freeport School District 145	75
FHN Foundation	65
Honeywell	57
Presence Health	35
Aramark Corporation	12
SUPERVALU INC.	12
ShopKo	11
Newell Rubbermaid	11
UPS	10
Dakota School District	10
Unspecified	26
Others (90)	188
Total (101)	512

Industry Groups

January 2019

Industry Group	Volume
Elementary and Secondary Schools	76
Offices of Physicians	65
Electrical Equipment Manufacturing	57
Nursing Care Facilities (Skilled Nursing Facilities)	35
Restaurants and Other Eating Places	26
Department Stores	17
Grocery Stores	16
Other Professional, Scientific, and Technical Services	11
Depository Credit Intermediation	10
Couriers and Express Delivery Services	7
Automotive Parts, Accessories, and Tire Stores	6
Other General Purpose Machinery Manufacturing	6
Apparel, Piece Goods, and Notions Merchant Wholesalers	5
Agencies, Brokerages, and Other Insurance Related Activities	4
General Freight Trucking	4
Offices of Other Health Practitioners	4
Executive, Legislative, and Other General Government Support	3
Unclassified Establishments	16
Unavailable	64
Others (32)	55
Total (54)	512

**Occupations
January 2019**

Occupation	Volume	Year Ago
Registered Nurses	29	26
First-Line Supervisors of Retail Sales Workers	21	16
Licensed Practical and Licensed Vocational Nurses	19	9
First-Line Supervisors of Food Preparation and Serving Workers	16	11
Heavy and Tractor-Trailer Truck Drivers	16	11
Retail Salespersons	14	20
Teacher Assistants	14	8
Cashiers	10	7
Nursing Assistants	10	15
Production Workers, All Other	10	0
Secondary School Teachers, Except Special and Career/Tech Ed	9	4
Maintenance and Repair Workers, General	9	7
Light Truck or Delivery Services Drivers	9	6
Janitors and Cleaners, Except Maids and Housekeeping Cleaners	8	6
Security Guards	8	10
First-Line Supervisors of Office and Administrative Support Workers	8	4
Industrial Engineers	8	0
Medical Assistants	8	7
Helpers--Production Workers	7	1
Occupational Therapists	7	5
Physical Therapists	7	4
First-Line Supervisors of Protective Service Workers, All Other	7	5
Speech-Language Pathologists	7	7
Pharmacy Technicians	6	6
Customer Service Representatives	6	8
Bus Drivers, School or Special Client	6	1
Machinists	6	4

**Occupations
January 2019**

Occupation	Volume	Year Ago
Bus Drivers, School or Special Client	6	1
Machinists	6	4
Coaches and Scouts	6	12
Social and Human Service Assistants	6	4
Cutting, Punching, and Press Machine Setters, Operators, and Tenders	6	0
Patient Representatives	6	3
Stock Clerks, Sales Floor	5	2
Special Education Teachers, Secondary School	5	2
Combined Food Preparation and Serving Workers, Including Fast Food	5	4
Merchandise Displayers and Window Trimmers	5	2
Bookkeeping, Accounting, and Auditing Clerks	5	2
First-Line Supervisors of Production and Operating Workers	5	2
Software Developers, Applications	4	2
Middle School Teachers, Except Special and Career/Technical Education	4	2
Cooks, Institution and Cafeteria	4	5
Maids and Housekeeping Cleaners	4	0
Bill and Account Collectors	4	1
Hairdressers, Hairstylists, and Cosmetologists	3	2
Teachers and Instructors, All Other	3	2
Elementary School Teachers, Except Special Education	3	6
Demonstrators and Product Promoters	3	2
General and Operations Managers	3	2
Secretaries and Administrative Assistants, Except Legal, Medical, and Executive	3	3
Childcare Workers	3	1
Tellers	3	2
Others (92)	129	164
Total (142)	512	435

Job Opportunities by Major Occupational Group	Online Job Ads
Healthcare Practitioners and Technical Occupations	100
Registered Nurses	29
Licensed Practical and Licensed Vocational Nurses	19
Occupational Therapists	7
Physical Therapists	7
Speech-Language Pathologists	7
Sales and Related Occupations	59
First-Line Supervisors of Retail Sales Workers	21
Retail Salespersons	14
Cashiers	10
Demonstrators and Product Promoters	3
Sales Agents, Financial Services	3
Office and Administrative Support Occupations	50
First-Line Supervisors of Office and Administrative Support Workers	8
Customer Service Representatives	6
Patient Representatives	6
Stock Clerks, Sales Floor	5
Bookkeeping, Accounting, and Auditing Clerks	5
Education, Training, and Library Occupations	43
Teacher Assistants	14
Secondary School Teachers, Except Special and Career/Technical Education	9
Special Education Teachers, Secondary School	5
Middle School Teachers, Except Special and Career/Technical Education	4
Teachers and Instructors, All Other	3
Transportation and Material Moving Occupations	38
Heavy and Tractor-Trailer Truck Drivers	16
Light Truck or Delivery Services Drivers	9
Bus Drivers, School or Special Client	6
Material Moving Workers, All Other	2
First-Line Supervisors of Transportation and Material-Moving Machine and	2